


# Fitting Clock Movements

CLMC144 – Bisque Pottery Clock Face Embossed Numbers (10mm hole)  
CLCLOCK001 – Clock Movement Plastic Hands 73mm (24.5mm Spindle)

1. Decorate clock face.



2. Have parts ready.




3. Put spindle through hole.


4. Use the black washer at the back

5. Add the brass washer at the front

6. Screw the brass bolt at the front



7. Add the hands:  
(1st) hour hand  
(2nd) minute hand  
(3rd) second hand



8. The back fixing includes a hook for hanging.